



Dubai Statistics Center

Construction Costs Index (2012=100)

Emirates of Dubai

2019–(Third Quarter)



Construction Costs Index

Third Quarter 2019

Construction Costs Index decreased by 0.28% during the Third Quarter 2019 Compared to the Second Quarter 2019. The Construction Costs decreased by 0.29% for Residential buildings and decreased by 0.24% for Non-residential buildings.

Upon comparing the index in Third Quarter 2019 to the same period of 2018, Noted the Constructions Costs decreased by 0.94% due to the decreased of the Residential buildings by 0.88% and Non-residential buildings by 1.16%.

| Construction Costs Index and percentage Change – Third Quarter 2019



Construction Costs Index and percentage Change – Third Quarter 2019

2012=100

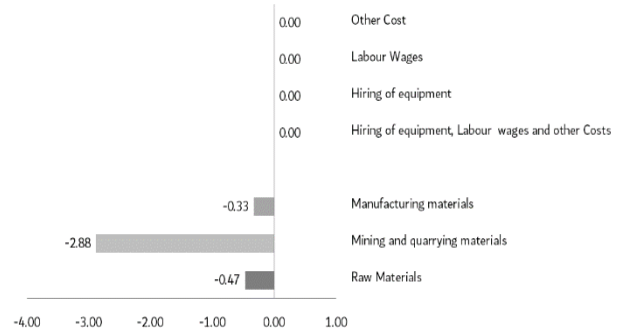
Title	Construction Cost Index For Third Quarter 2019			Percentage Change in Third Quarter 2019 Compared to Third Quarter 2018			Percentage Change in Third Quarter 2019 Compared to Second Quarter 2019		
	Residential buildings	Non-Residential buildings	Construction Cost Index	Residential buildings	Non-Residential buildings	Construction Cost Index	Residential buildings	Non-Residential buildings	Construction Cost Index
General Index	107.78	106.56	107.50	-0.88	-1.16	-0.94	-0.29	-0.24	-0.28
Raw Materials	107.04	105.34	106.70	-1.43	-1.42	-1.43	-0.48	-0.45	-0.47
Mining and quarrying materials	144.57	144.93	144.63	-0.87	-0.91	-0.87	-2.88	-2.88	-2.88
Mining Activities and Quarrying	144.57	144.93	144.63	-0.87	-0.91	-0.87	-2.88	-2.88	-2.88
Manufacturing materials	105.45	103.95	105.15	-1.47	-1.44	-1.46	-0.33	-0.32	-0.33
Wood and Wood Products, except furniture	101.56	101.55	101.56	-2.94	-2.91	-2.94	-0.39	-0.38	-0.39
Refined Petroleum Products	66.05	66.05	66.05	-9.84	-9.84	-9.84	-5.67	-5.67	-5.67
Chemicals and Chemical Products	103.57	103.58	103.57	2.65	2.65	2.65	-0.09	-0.09	-0.09
Rubber and Plastics Products	103.89	103.77	103.85	-1.25	-1.51	-1.33	0.02	0.02	0.02
Other Non-Metallic Mineral Products	107.93	106.66	107.66	-1.72	-1.41	-1.65	-0.27	-0.25	-0.27
Basic Metals	81.46	81.58	81.48	-6.63	-6.82	-6.67	-1.42	-1.40	-1.42
Fabricated Metal Products, except Machinery and Equipment	132.06	127.43	131.56	-0.17	-0.26	-0.18	0.19	0.17	0.18
Computers, Electronic and Optical products	85.84	84.25	85.52	-6.33	-7.2	-6.51	-1.88	-2.13	-1.93
Electrical Equipment	103.83	102.92	103.65	-1.22	-1.26	-1.22	-0.44	-0.39	-0.43
Other Machinery and Equipment	110.19	108.66	109.87	0.44	0.38	0.43	-	-	-
Furniture	119.33	119.30	119.32	0.72	0.73	0.72	-	-	-
Hiring of equipment, Labor wages and other Costs	108.96	107.98	108.71	0.01	-0.88	-0.22	-	-	-
Hiring of equipment	99.90	99.90	99.90	-2.29	-2.29	-2.29	-	-	-
Labor Wages	110.16	110.16	110.16	0.79	0.79	0.79	-	-	-
Other Cost	100.00	100.00	100.00	-	-	-	-	-	-

Construction cost in Third Quarter 2019 compared to the Second Quarter 2019

General construction costs

The prices of raw materials and materials used in construction of buildings decreased by 0.47% due to decreasing in the price of Mining and quarrying materials by 2.88% and the price of Manufacturing materials by 0.33%.

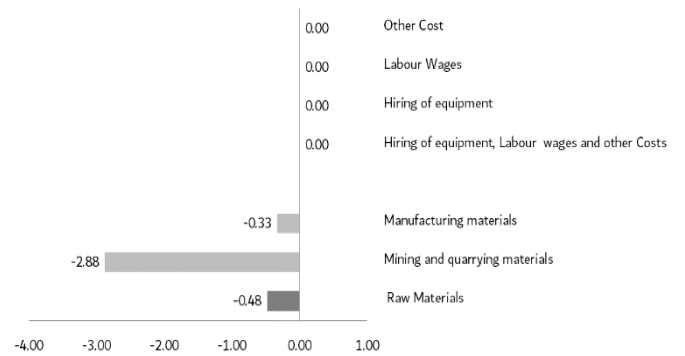
While the prices of wages, equipment, labor and other costs Stabilized at previous levels.



Residential buildings

The prices of raw materials and materials used in construction of buildings decreased by 0.48% due to decreasing in the price of Mining and quarrying materials by 2.88% and the price of Manufacturing materials by 0.33%.

While the prices of wages, equipment, labor and other costs Stabilized at previous levels.



Non-residential buildings

The prices of raw materials and materials used in construction of buildings decreased by 0.45% due to decreasing in the price of Mining and quarrying materials by 2.88% and the price of Manufacturing materials by 0.32%.

While the prices of wages, equipment, labor and other costs Stabilized at previous levels.

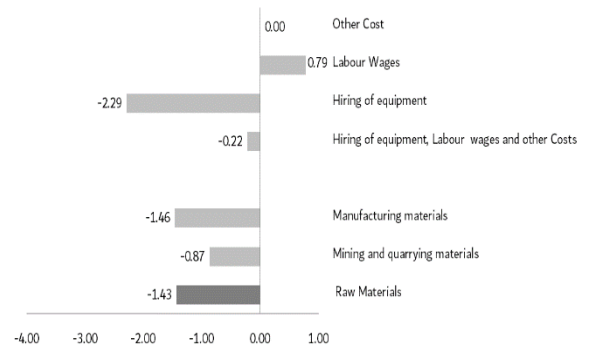


Construction cost in Third Quarter 2019 compared to the Third Quarter 2018

General Construction costs

The prices of raw materials and materials used in construction of buildings decreased by 1.43% as a result of the decreasing in the group of Manufacturing materials by 1.46% and the price of Mining and quarrying materials by 0.87%.

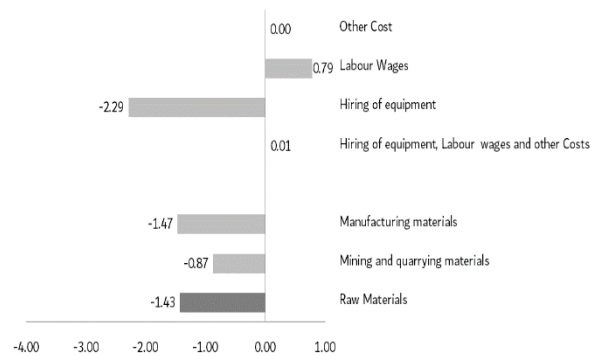
As well the prices of wages, equipment, labor and other costs decreased by 0.22%, due to the decreasing in cost of Hiring of equipment by 2.29%.



Residential buildings

The prices of raw materials and materials used in construction of Residential buildings decreased by 1.43% due to the decreasing in the group of Manufacturing materials by 1.47% and the price of Mining and quarrying materials by 0.87%.

While the prices of wages, equipment, labor and other costs increased by 0.01%, due to the increasing in the cost of Labor Wages by 0.79%.



Non-residential buildings

The prices of raw materials and materials used in construction of Non-residential buildings decreased by 1.42% as a result of the decreasing in the group of Manufacturing materials by 1.44% and the decreasing in the price of group of Mining and quarrying materials by 0.91%.

As well the prices of wages, equipment, labor and other costs decreased by 0.88%, due to the decreased in the cost of Hiring equipment by 2.29%.

